

Lesson 9 Colours

Objective

To be able to ask and respond to questions regarding colours

Resources

Pictures or items of different colours including a red ball, a toy yellow duck, a green apple, a blue hat, a white flower and a black pen.

Prepare Activity Sheets 10 and 11.

Provide a selection of coloured pencils.

Teacher's Notes

Familiarise yourself with the pronunciation of the phrases before attempting conversation. French language attributes a masculine or feminine gender to nouns and most adjectives add an 'e' unless they already end in e. In French, the word for colour comes after the noun - ***un ballon rouge*** (a red ball) or ***une fleur bleue*** (a blue flower); *note that as flower is feminine there is an 'e' added to the word bleu.* One exception is ***marron*** (brown) which never changes.

Main Activity

Remind the class that in the story, *Preston Arrives in France*, Nancy teaches Preston about colours. Ask the class if they can remember any of the French words for colours.

Show the class the red ball and say:

C'est un ballon It is a ball

De quelle couleur est le ballon? What colour is the ball?

Le ballon est rouge The ball is red

Pass the ball to a pupil and say:

Teacher ***Qu'est-ce que c'est?*** What's that?

Pupil ***C'est un ballon***

Teacher ***De quelle couleur est le ballon?***

Pupil ***Le ballon est rouge***

Offer plenty of praise (***Oui! Bravo! Très bien***) for good pronunciation and repeat the process with other pupils.

continued

Return to the front of the class and show the yellow duck and say:

C'est un canard It is a duck

De quelle couleur est le canard? What colour is the duck?

Le canard est jaune The duck is yellow

As before, pass the duck to different pupils and repeat the process of engaging them in conversation.

Use the same method for all the items you have prepared:

La pomme est verte The apple is green

Le chapeau est bleu The hat is blue

La fleur est blanche The flower is white

Le stylo est noir The pen is black

Une pomme An apple

Un chapeau A hat

Une fleur A flower

Un stylo A pen

When you are satisfied that the children have had plenty of practise with pronunciation, hand out Activity Sheet 10 with a selection of coloured pencils.

continued

To give further practice of colours in conversation, introduce the French for 'I have' which is **J'ai**

Place the green apple in front of a pupil and say:

Qu'est-ce que tu as? What do you have?

Help the child to respond:

J'ai une pomme verte I have a green apple

(Note: as the apple is feminine the word 'vert' has an 'e' added and the pronunciation includes the t sound at the end – vairt)

Repeat this process with other children using some of the classroom items learnt from a previous lesson:

Eg+: J'ai un livre bleu, J'ai un stylo rouge

Plenary

Let the children practice their conversation in pairs. Circulate around the class checking for correct pronunciation and that the colour follows the noun.

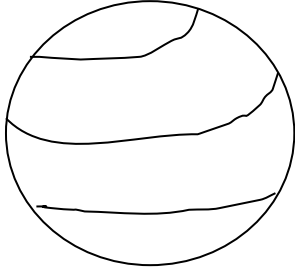
Activity Sheet 11 can be given out to take home and keep. Note that there are some colours not covered in the lesson:

Orange	Orange
Violet	Violet/purple
Rose	Pink
Gris	Grey
Marron	Brown


Name.....

Activity Sheet 10


Colour the objects and complete the sentences



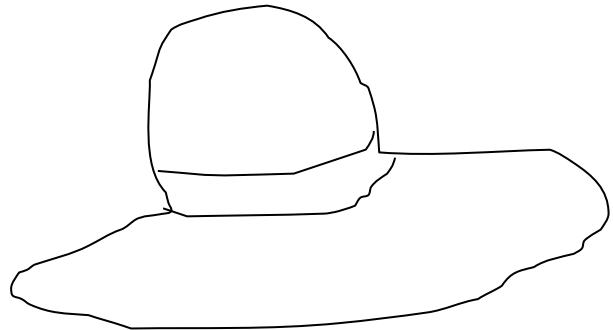
Le ballon est.....



La pomme est.....



La fleur est.....



Le chapeau est.....

Jaune	Rouge	Blanche
Verte	Bleu	Noir

Name.....

Activity Sheet 11

Les Couleurs

Jaune

Rouge

Vert

Blanc

Bleu

Noir

Orange

Marron

Violet

Rose